



The Annie E. Casey Foundation

2009 KIDS COUNT

Data Book

The Annie E. Casey Foundation 2009 *KIDS COUNT Data Book* Release Date: July 28, 2009

Materials can be accessed on the

KIDS COUNT Data Center

<http://datacenter.kidscount.org>



Today's speakers from the Annie E. Casey Foundation:

- Patrick McCarthy, senior vice president
- Laura Beavers, coordinator, national KIDS COUNT project

Technical information:

- Webinar participants are in listen-only mode
- You may submit a question at any time through the Q&A panel
- An archived version of the webinar will be available within 48 hours



The Annie E. Casey Foundation

2009 KIDS COUNT

Data Book

An Overview of KIDS COUNT

- Now in its 20th year, KIDS COUNT is the signature product of the Annie E. Casey Foundation.
- A national and state-by-state effort to track the status of children in the United States.
- KIDS COUNT is used by federal/state legislators, staff, commissioners, local officials, business leaders, advocates, and the media.
- New Data Center (<http://datacenter.kidscount.org>) provides consistent, reliable source of information on kids' well-being.



The Annie E. Casey Foundation

2009 KIDS COUNT

Data Book

An Overview of KIDS COUNT

- The Annie E. Casey Foundation believes it's time to bring the “information revolution” to the job of keeping track of our children's development and well-being and measuring the impact of efforts to improve the lives of vulnerable kids.
- We must improve our ability to collect, analyze and use data in designing and evaluating programs aimed at the needs of children and families living in poverty.
- Timely, accurate data can contribute to better informed policies, more focused public programs, and more efficient use of taxpayer dollars.



The Annie E. Casey Foundation

2009 KIDS COUNT

Data Book

“Counting What Counts”

- Better data can help us focus on the evolving needs of the next generation—the nation’s children, whose future well-being is on the line.
- Better data means making sure we are “counting what counts”, and holding ourselves accountable to good results for children and families.
- Better data will help us better understand the problems and challenges facing kids and families, craft stronger responses to those challenges, and boost the effectiveness of government-financed human service programs.



“Counting What Counts”

The Data Deficit

- We lack reliable, accurate data on the needs, characteristics, and well-being of vulnerable children and families.
- We lack performance data on the outcomes achieved by government-funded programs and services.
- Human service systems lag behind the private sector in the use of sophisticated management information tools.



“Counting What Counts”

Key Leadership Roles

- Leadership at the federal level can develop and support high-quality national data systems.
- Commitment at the state and local level can improve performance measurement in human service systems.
- Children’s advocates and other leaders can use data to draw attention to critical social problems and identify opportunities for helping families succeed.



The Annie E. Casey Foundation

2009 KIDS COUNT

Data Book

“Counting What Counts”

Current approaches to collecting population data do not fully capture kids’ needs and fail to measure adequately the effectiveness of public programs.

- The 2010 Census requires full funding, strong management, and aggressive promotion to ensure that hard-to-count populations are reached.
- The U.S. poverty measure is out-of-date and fails to give a true picture of a family’s income, resources and public benefits—and so our understanding of poverty and possible strategies to reduce poverty is greatly hampered.



The Annie E. Casey Foundation

2009 KIDS COUNT

Data Book

“Counting What Counts”

- The proposed State Child Well-Being Research Act of 2009 would build on the National Survey of Children’s Health to improve data on children from infancy to age 10, providing data on how kids are faring, state-by-state.
- The National Vital Statistics System is a crucial source of kids’ health indicators and should receive better funding from Congress.



“Counting What Counts”

State and local jurisdictions must build their capacity for collecting and analyzing data.

- Fragmented data systems must be integrated to give a full picture of the needs and circumstances of children and families involved with multiple systems.
- “Data warehouses” allow analysis of data from multiple state systems, which can be cross-referenced with the Census and vital records.
- Expanded use of new information technology can capture and disseminate data more rapidly, boost productivity, and improve decision making in the human services field.



“Counting What Counts”

Children’s advocates and leaders can play an important role in using data-driven advocacy to improve the lives of kids and families.

- The KIDS COUNT national network has worked for years to bring ignored data to public attention and press for timely responses.
- State-level children’s cabinets use data to track and respond to emerging needs of kids and help set state priorities.
- Many cities are mobilizing “neighborhood indicators projects” to pinpoint community, child care, health care needs.



“Counting What Counts”

Access to timely, easily understood data can lead to:

- Better-informed policies
- More focused programming
- More efficient use of taxpayer dollars.

Giving policy makers timely and accurate information can pay off in better decision making, reduced waste, and improved futures for our children.



The Annie E. Casey Foundation

2009 KIDS COUNT

Data Book

KIDS COUNT Findings and the New Data Center



The Annie E. Casey Foundation

2009 KIDS COUNT

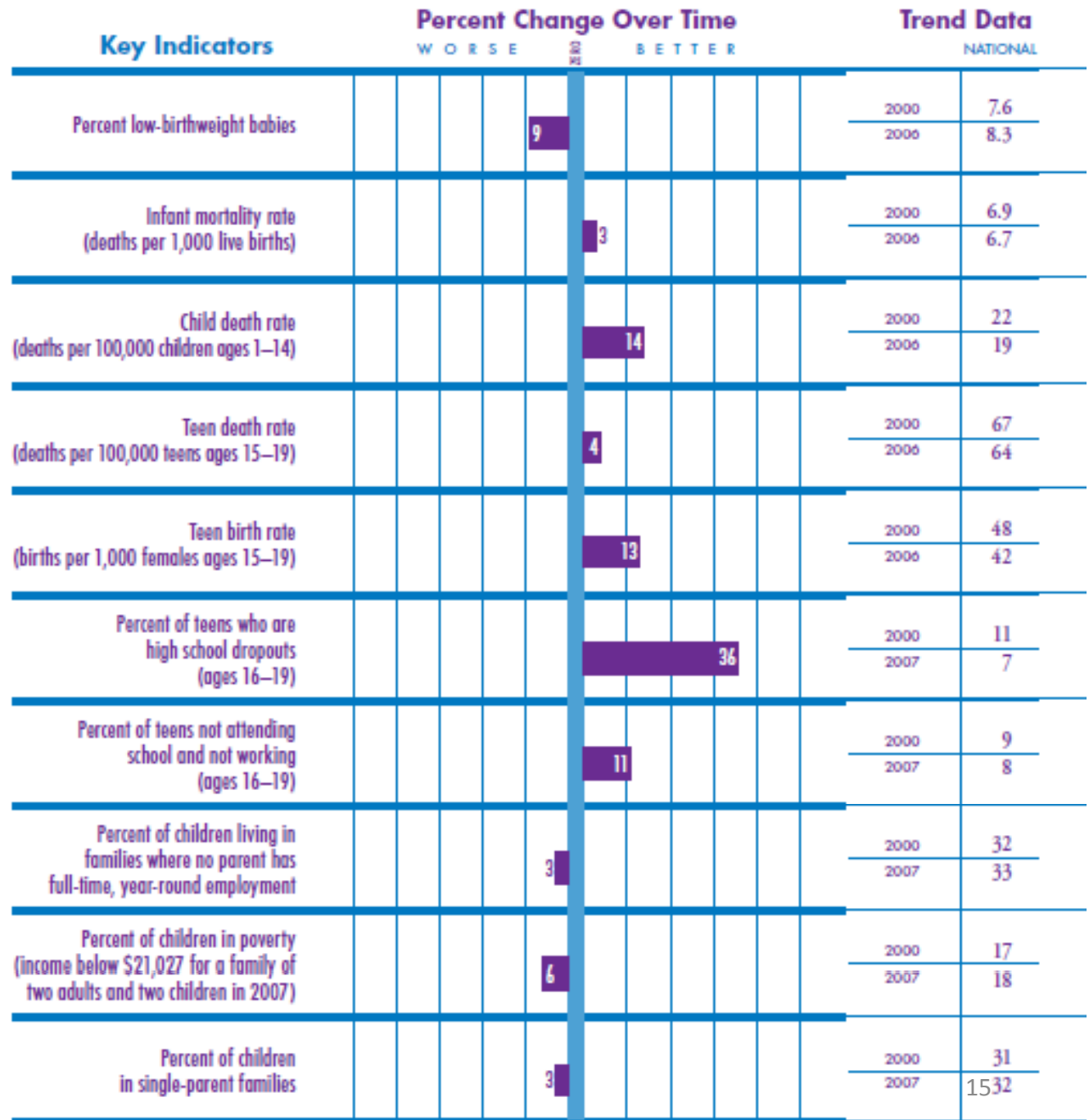
Data Book

- *KIDS COUNT Data Book* measures trends in 10 key indicators
- This year we compare data from 2000 and 2006/2007
- Some slight improvements, but still not on par with the major improvements in the late 1990s
- Six indicators improved
- Four indicators got worse

US Profile

Improvements
in health and
for teens

Worsening
economic
indicators





The Annie E. Casey Foundation

2009 KIDS COUNT

Data Book

Families struggle pre-recession

- The child poverty rate in 2007 was 18% with 900,000 more children in poverty than in 2000.
- Data do not reflect the full impact of the economic downturn.
- Unemployment rate has doubled going from 4.5% in May 2007 to 9.4% in May 2009.
- Between 2000 and 2007 MI – 36% increase in child poverty rate.




The Annie E. Casey Foundation

2009 KIDS COUNT

Data Book

Teen Birth Rate Increases


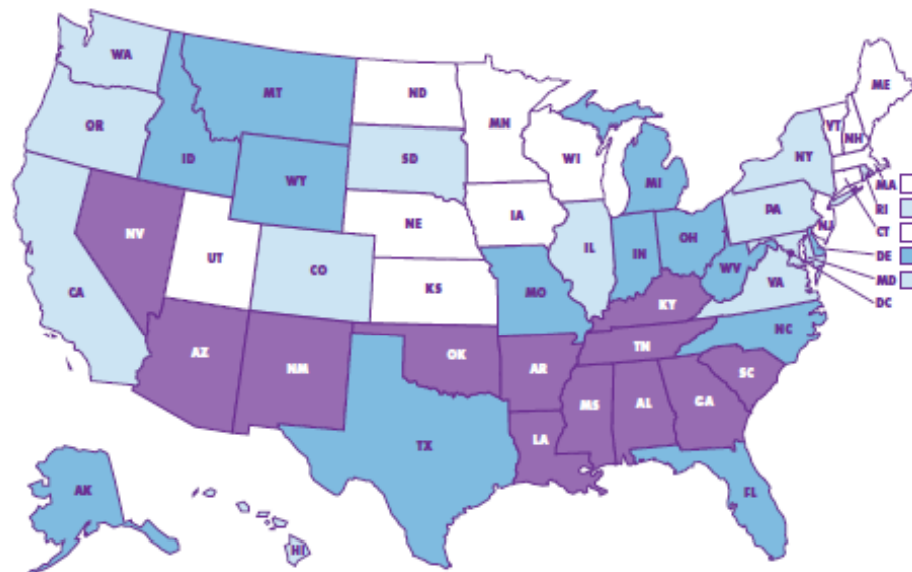
- Although still lower than it was in 2000, the Teen Birth Rate increased for the first time in a decade.
- From 40 to 42 births per 1,000 females ages 15 to 19 between 2005 and 2006.
- Forty-one states saw increases in their teen birth rates over this period.



The Annie E. Casey Foundation

2009 KIDS COUNT Data Book

Overall Rank: 2009



A state's Overall Rank is determined by the sum of the state's standing on each of 10 measures of the condition of children arranged in sequential order from highest/best (1) to lowest/worst (50). See Definitions and Data Sources on the KIDS COUNT website.

Rank	State	Rank	State
1	New Hampshire	27	Michigan
2	Minnesota	28	Ohio
3	Utah	29	Delaware
4	Connecticut	30	Montana
5	Massachusetts	31	Indiana
6	Iowa	32	Wyoming
7	North Dakota	33	Missouri
8	Vermont	34	Texas
9	New Jersey	35	Alaska
10	Wisconsin	36	Florida
11	Nebraska	37	North Carolina
12	Maine	38	West Virginia
13	Kansas	39	Nevada
14	Washington	40	Arizona
15	Rhode Island	41	Kentucky
16	Virginia	42	Georgia
17	New York	43	New Mexico
18	Hawaii	44	Oklahoma
19	Oregon	45	South Carolina
20	California	46	Tennessee
21	South Dakota	47	Arkansas
22	Colorado	48	Alabama
23	Pennsylvania	49	Louisiana
24	Illinois	50	Mississippi
25	Maryland	N.R.	District of Columbia
26	Idaho		

N.R.—Not Ranked.



The Annie E. Casey Foundation

2009 KIDS COUNT

Data Book

The *NEW* KIDS COUNT Data Center

<http://datacenter.kidscount.org>



The Annie E. Casey Foundation

2009 KIDS COUNT

Data Book

KIDS COUNT Data Center

- One-stop shop for city, county, state, and national information on children and families
- Rank states, cities and counties
- Generate customized maps, graphs and trend lines
- Feature automatically updated maps and graphs on your own website or blog

<http://datacenter.kidscount.org>

KIDS COUNT DATA CENTER

- HOME
- DATA BY STATE
- DATA ACROSS STATES
- DATA BOOK
- HELP/FAQ

Access hundreds of measures of child well-being,

including all those regularly used in our popular *Data Book* and *The Right Start for America's Newborns*, and local data from our 53 grantees (formerly CLIKS).

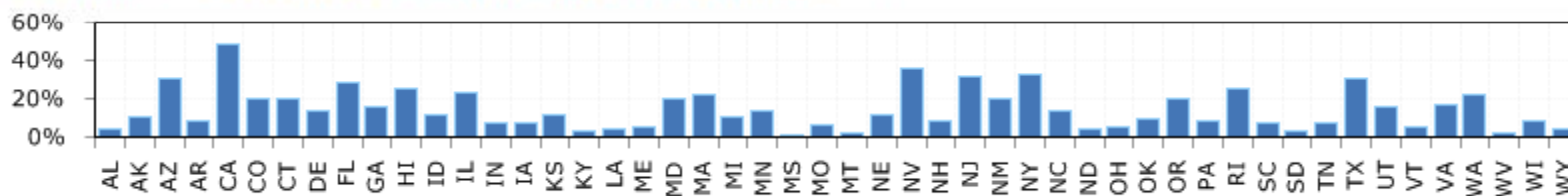
Data By State ▶

- Data within the bounds of a single state or territory
- Includes community-level data
- Search by location or topic
- Create profiles, maps, rankings, line graphs, or raw data

Data Across States ▶

- Data spanning the U.S.
- Compare states or cities
- Search by topic
- Create maps, rankings, line graphs, or raw data

Now You Know | Children in immigrant families *Percent, 2007*



DATA CENTER

[HOME](#)

[DATA BY STATE](#)

[DATA ACROSS STATES](#)

[DATA BOOK](#)

[HELP/FAQ](#)

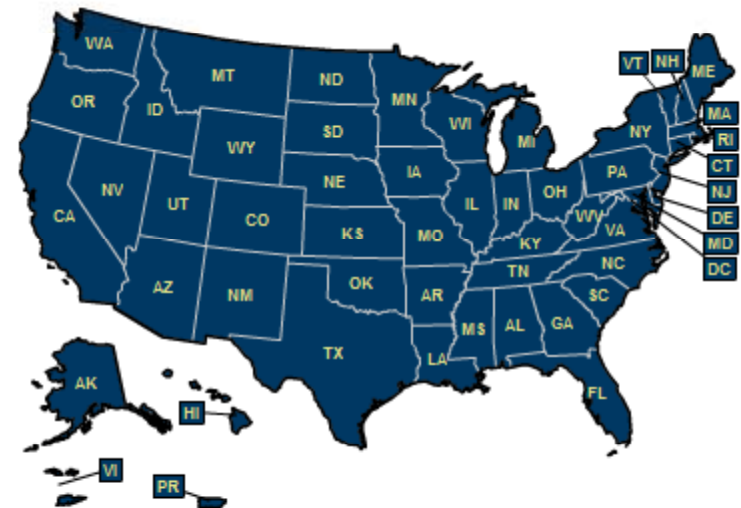
Data By State

[Home](#) > [Data By State](#)

States

Select a state below to view its main home page. From there, you can access Profiles, Rankings, Maps, Line Graphs, and see featured information about that state/territory and its KIDS COUNT grantee.

- Alabama
- Alaska
- Arizona
- Arkansas
- California
- Colorado
- Connecticut
- Delaware
- Florida
- Georgia
- Hawaii
- Idaho
- Illinois
- Indiana
- Nevada
- New Hampshire
- New Jersey
- New Mexico
- New York
- North Carolina
- North Dakota
- Ohio
- Oklahoma
- Oregon
- Pennsylvania
- Rhode Island
- South Carolina
- South Dakota



Texas

Access profiles for many TX locations; rankings, maps, or trend graphs by topic; and raw data. Includes over 100 measures of child well-being, including the community-level data formerly in CLIKS.

[Compare this state to other states](#) | [Select another state's home page](#)

Profiles

(Showing 12 Featured Indicators of [full set](#))

[View the Profile for This State/Territory](#)

[View Community-Level Profiles](#)

Featured Indicators: Select an Indicator to Learn More	%, #, or \$
Total Child Population (2006)	6,376,714
Child Poverty (2005)	24.7%
Children Receiving Food Stamps (2006)	24.1%
Uninsured Children (2005)	23.3%
Total Live Births (2005)	385,537
Babies Born at Low Birthweight (<2,500 grams) out of all Live Births (2005)	8.3%
Births to Women Receiving Late or No Prenatal Care - New Birth Certificate in 2005 (2005)	35%
Births to Teens Ages 13-19 out of all live births (2005)	13.5%
Pre-Kindergarten Enrollment 4-year-olds (2006)	46.9%
Economically Disadvantaged Students Passing TAKS Across Grades- Reading/ELA (2008)	80.5%
Non-Economically Disadvantaged Students Passing TAKS Across Grades- Reading/ELA (2008)	93.1%
Attrition in Public High Schools (2007)	34.0%

Rankings, Maps, or Trend Graphs by Topic

- [Featured Indicators](#) ?
- [TX KIDS COUNT Indicators](#) ?
- [National KIDS COUNT Key Indicators](#) ?
- [By Category](#)
 - Demographics
 - Education
 - Economic Well-Being
 - Family and Community
 - Health
 - Safety and Risky Behaviors

TEXAS GRANTEE

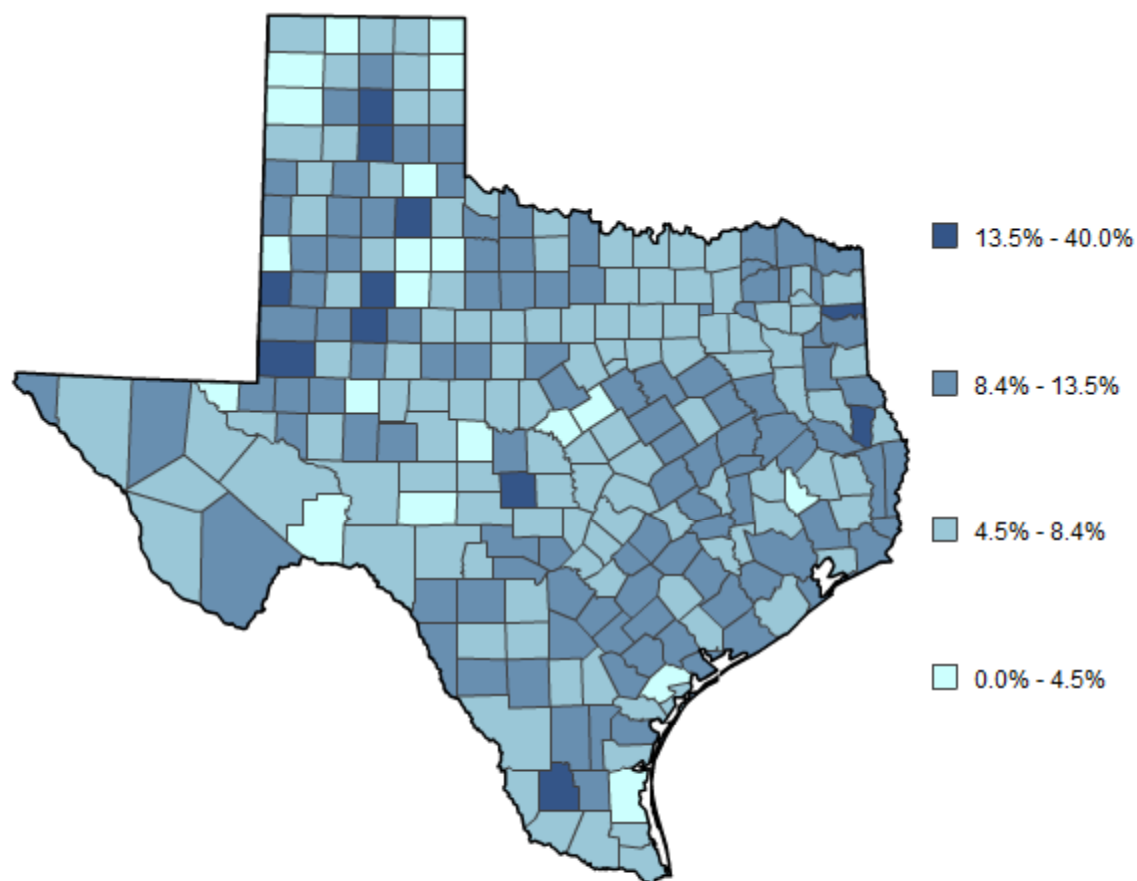
Center for Public Policy Priorities

900 Lydia St

Babies Born at Low Birthweight (<2,500 grams) out of all Live Births (Percent) – 2005

Data Provided by: Center for Public Policy Priorities

TOOLBOX: [Print](#) | [Email](#) | [Share](#) | [Add Image to Your Site](#) | [Save Image](#) | [Raw Data](#)



TEXAS GRANTEE

Center for Public Policy Priorities

900 Lydia St
Austin, TX 78702

512-320-0222 ext. 106
kidscount@cPPP.org
<http://www.cPPP.org/kidscount>

Frances Deviney, Ph.D., Senior Research Associate and Texas KIDS COUNT Director



*The Center for Public Policy Priorities is a nonpartisan, nonprofit policy institute committed to improving public policies to better the economic and social conditions of low- and moderate-income Texans. To view the **State of Texas Children 2008-09 data book**, go to www.cPPP.org/factbook08*

KIDS COUNT DATA CENTER

- HOME
- DATA BY STATE
- DATA ACROSS STATES
- DATA BOOK
- HELP/FAQ

Access hundreds of measures of child well-being,

including all those regularly used in our popular *Data Book* and *The Right Start for America's Newborns*, and local data from our 53 grantees (formerly CLIKS).

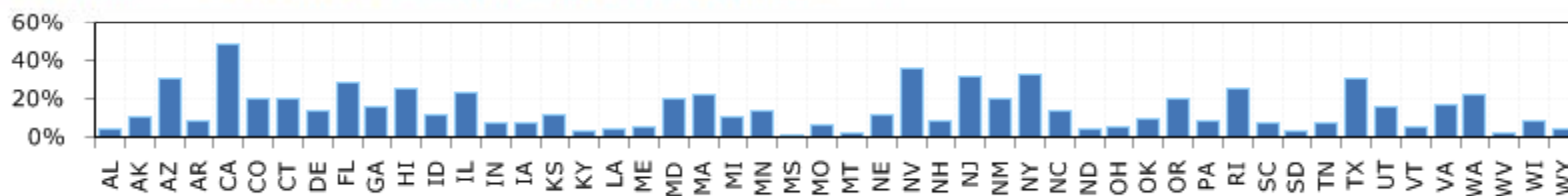
Data By State ▶

- Data within the bounds of a single state or territory
- Includes community-level data
- Search by location or topic
- Create profiles, maps, rankings, line graphs, or raw data

Data Across States ▶

- Data spanning the U.S.
- Compare states or cities
- Search by topic
- Create maps, rankings, line graphs, or raw data

Now You Know | Children in immigrant families *Percent, 2007*



Data Across States

[Home](#) > [Data Across States](#)

See the Latest Updates

National Profile

View the [KIDS COUNT National Profile](#).

Rankings, Maps, or Trend Graphs by Topic

Choose the indicator for your report. Click on the **+** next to a group to see its indicators.

By Category

- +** Demographics
- +** Education
- +** Economic Well-Being
- +** Family and Community
- +** Health
- +** Safety and Risky Behaviors
- +** Other Indicators

National KIDS COUNT Key Indicators

- +** Indicators

Data Across States

[Home](#) > [Data Across States](#)

See the Latest Updates

National Profile

View the [KIDS COUNT National Profile](#).

Rankings, Maps, or Trend Graphs by Topic

Choose the indicator for your report. Click on the **+** next to a group to see its indicators.

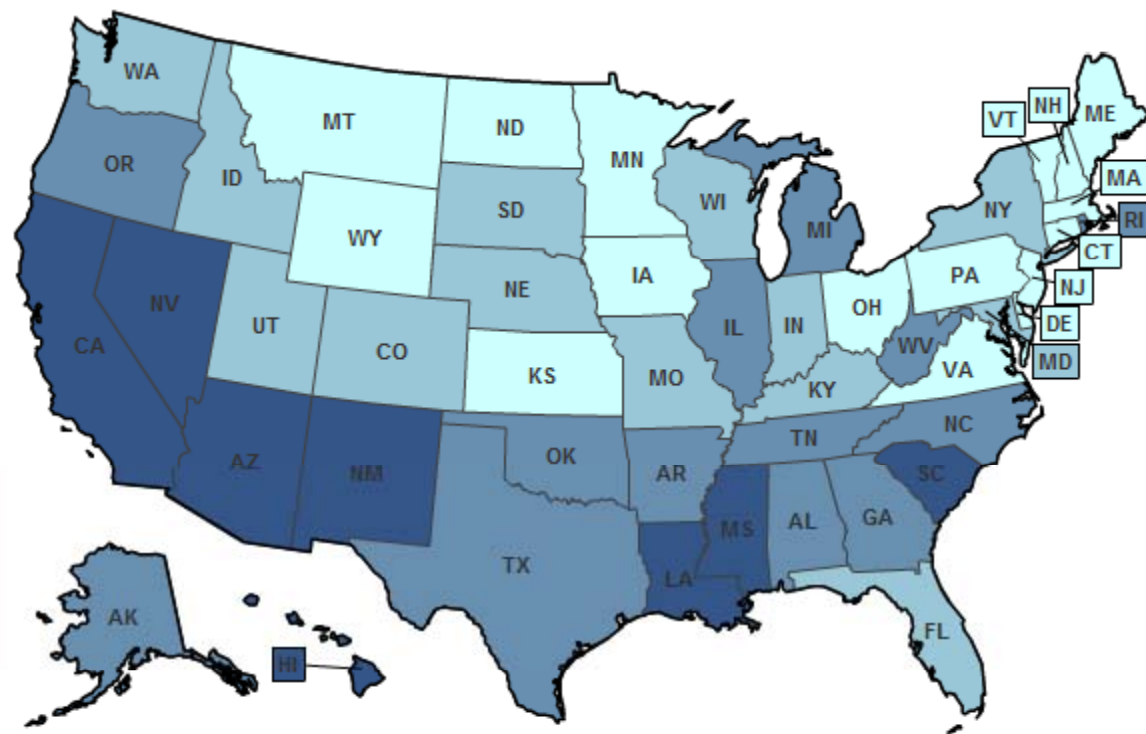
By Category

- +** Demographics
- Education
 - +** [Early Childhood](#)
 - +** [School Age](#)
 - +** [Young Adults](#)
 - +** [Test Scores](#)
 - +** [Indicators by Race and Ethnicity](#)
 - +** [Other Education](#)
- +** Economic Well-Being
- +** Family and Community

4th graders who scored below basic reading level (Percent) – 2007

Data Provided by: National KIDS COUNT Program

TOOLBOX: [Print](#) | [Email](#) | [Share](#) | [Add Image to Your Site](#) | [Save Image](#) | [Raw Data](#)



39% - 49% 33% - 39% 28% - 33% 19% - 28%

NATIONAL KIDS COUNT PROGRAM

KIDS COUNT
The Annie E. Casey Foundation

701 St. Paul Street
Baltimore, MD 21202

ph: 410-547-6600
fax: 410-547-6624
<http://www.kidscount.org>

RELATED RESOURCES

Related Links

[Casey Knowledge Center: Education](#)

Related Data

View [Test Scores indicators in "Data Across States"](#)

KIDS COUNT DATA CENTER

HOME | DATA BY STATE | DATA ACROSS STATES | DATA BOOK | HELP/FAQ

Add to Your Site

4th graders who scored below basic reading level (Percent) – 2007

Insert the following HTML into your webpage to add this image.

While working with this code, if you are prompted by your software to convert the code's tags, please select no.

Please note that when you add this code to your HTML program, it may initially appear as though the image is not coming through (i.e., you will see a blank box). Once you post your page to the internet, it will connect to our live site and the image will appear on your site.

```
<object width="570" height="507" type="application/x-  
shockwave-flash" id="aecf_kc_movie"  
data="http://datacenter.kidscount.org/handlers/Map.ash  
x?loct=2&ind=85&dtm=402&tf=18"><param name="movie"  
value="http://datacenter.kidscount.org/handlers/Map.as  
hx?loct=2&ind=85&dtm=402&tf=18"></object>
```



- Widget
- Mobile enhanced site: mobile.kidscount.org
- Sign up for the Data Center mailing list





The Annie E. Casey Foundation

2009 KIDS COUNT

Data Book

Thank you for participating in the “Counting What Counts” Media Webinar

- Please contact Sue Lin Chong, (410) 223-2836 or media@aecf.org for interview requests or answers to your questions.
- This presentation will be available today and the archived webinar will be available within 48 hours at <http://datacenter.kidscount.org/databook>